

















NS01 Natural Selection - Limiting Factors (3hr)		Plan	Changed	Done	Review
L01 Limiting Factors (155min)		KWL			
T01 Sim - Predator - Prey (45min) 55%					
T02 RP - Memory 1 (10min)					
T03 Sim - Tough and Limited Food (45min) 55%					
T04 RP - Memory 2 (10min)					
T05 Model Limiting Factors (45min)					

ACTIVITY	EXPERIMENT	GLOSSARY	GRADED QUIZ	STUDY	PRESENTATION	RETRIEVAL PRACTICE	SCIENCE MODELS	SIMULATION	THINKING ROUTINES	VIDEO
										

UND=UNDERSTAND	KWL=KNOW WONDER LEARN	WPS=WORD PHRASE SENTENCE	MIP=MOST IMPORTANT POINT	TPE=THINK PUZZLE EXPLORE	STW=SEE THINK WONDER
--------------------------------	---	--	--	--	--